



RIESE & MÜLLER

2020

New Zealand

# Models<sup>4</sup>

Philosophy<sup>6</sup>   E-Bikes<sup>10</sup>   Compact Bikes<sup>37</sup>   E-Cargo<sup>38</sup>

# Responsibility<sup>46</sup>

Issued January 2020

Delivery is subject to the General Terms and Conditions of Riese & Müller GmbH. Sale prices are non-binding recommended prices. This price list supersedes all previous price lists from 01/01/2020 onwards. Valid until 16/08/2020. The specifications represent the state of knowledge at the time of printing. The current specifications are available on the Internet: [www.r-m.de](http://www.r-m.de).

# We are Riese & Müller.

Riese & Müller has been actively shaping the mobility of the future for over 26 years. Every year we have taken our E-Bikes to new levels, making them safer and more durable. Every Riese & Müller model is a concept for a specific purpose. Each one has a distinct character with individual design options to meet the specific needs of riders. We are working today on the mobility of tomorrow and therefore taking responsibility for a future worth living in. We remain true to ourselves and act with conviction in a fast-growing market.

On the following pages, you will discover the latest generation of our E-Bikes and learn more about our philosophy and values.

Configure your own personal Riese & Müller bike at **[www.r-m.de](http://www.r-m.de)**.

#futuremobility







We want you to enjoy riding  
your Riese & Müller E-Bike.  
It should play a meaningful  
role in your life.

## Purpose

Every Riese & Müller E-Bike represents a precisely developed concept for a specific purpose. This involves the never-ending quest for good solutions for your everyday mobility. It also requires passion, perfection and conviction. Our goal is to make our products so good that you delight in using your E-Bike and increasingly forgo using your car.

## Safety

You need to feel safe and confident when riding in any weather and on all surfaces. At Riese & Müller, we strive to develop E-Bikes that maximize a rider's safety on the bike and in all traffic conditions.

The pursuit of stable, safe, and dynamic riding is the basis of our E-Bike models. We have an ideal model for virtually any purpose. They are all highly rigid and stable for greater riding safety and dynamics, even at high speeds and on poor surfaces. That's exactly what distinguishes the powerful riding experience of a Riese & Müller E-Bike.

For those who prioritise technology and safety, our top models Homage, Culture, Delite, Superdelite and Load are equipped with **Riese & Müller Control Technology**.

The active rear swing arm, optimised front wheel suspension and the suspended luggage carrier forms the basis of the Riese & Müller Control Technology. The Control Technology increases contact between tyres and the road to maximize safety at high speeds, during sporty rides and much improved traction in tricky situations.

Vibrations and hard knocks like those experienced on cobbles or kerbs are simply smoothed out. Your luggage is also protected by the suspended luggage carrier. Since it is securely attached to the main frame, your luggage is cushioned too. This increases riding safety and road holding, even with heavy loads. The Control Technology's suspension system responds with extreme sensitivity, offering top-class suspension comfort. The result is powerful propulsion and sporty riding without jeopardising safety or any loss of energy.



Lighting is an important component that significantly increases safety. We always rely on the highest-quality **lighting systems** from Busch & Müller and Supernova. The Supernova M99 Mini headlight sets new standards and is now available in many models. An impressive 1,250 lumens lights up roads in a way that previously only car headlamps could manage. As with a car, the M99 allows both high and low beams.

Safety also means having enough battery capacity to reach your destination. Many models are therefore available with **DualBattery Technology**. Two 500 Wh batteries ensure a long range and require recharging less often for more convenience.

## Long service life

Many of our customers ride thousands of kilometres a year with their Riese & Müller E-Bikes whether regularly to work, on day-to-day routes or long tours. Our bikes are robust, low-maintenance and made to last. Our top priority is to keep workshop visits as infrequent and as short as possible.

We always use motors from **Bosch eBike Systems**. In addition to perfect performance, the industry leader is unrivalled when it comes to innovation, reliability and durability. Bosch motors are low-maintenance. Carefree riding enjoyment, even abroad, is guaranteed by a comprehensive network of specialist retailer workshops and trained personnel. We work closely as a partner to Bosch to constantly improve the system. Our E-Bikes are powered by state-of-the-art Bosch lithium-ion batteries.

We also work with our suppliers on using low-wearing parts so that you have long-term use of them. In many models, for instance, we install a robust and easy-care belt drive from Gates. In addition, very low-maintenance hub gears are fitted, such as the continuous Enviolo 380 or the now legendary Rohloff Speedhub 14-speed gear hub with electronic shifting gear shift activation unit.





## Simplicity

Riese & Müller's E-Bikes are characterised by a powerful riding experience and wide range of uses. They therefore have a distinct, technological and minimalist design that integrates seamlessly into your lifestyle.

# Superdelite

Designed for longer distances: the Superdelite with Control Technology.  
Total safety, total dynamics and 1.000 Wh of total power: all part of the  
standard equipment.



Superdelite GT rohloff HS / tundra grey matt /  $\Delta$  51 cm  
Optional equipment: GX option, Fox air suspension, Kiox cockpit, front carrier



Superdelite GT touring / warm silver matt /  $\Delta$  51 cm

## Specifications

- ✂ 47, 51, 56
- △ tundra grey matt
- △ warm silver matt

All models are equipped as standard with the folding lock Abus Bordo Alarm 6000A, 90 cm.

### Superdelite GT touring

- ⚙ Bosch Performance Line CX (Gen4)
- 🔋 Bosch PowerTube DualBattery 1000
- 📱 Bosch Intuvia
- ↕ Suntour Aion
- 🔊 Suntour RS-19
- ⚙ Shimano Deore XT, 11-speed
- 🔊 Magura MT5/MT4
- ⊙ Schwalbe Super Moto-X 62-584
- ⊞ Supernova M99 Mini Pro-25
- ⚖ 31.6 kg (without lock)
- ↔ 2.00–8.36 m
- 11,369.00 NZD

### Superdelite GT vario

- ⚙ Bosch Performance Line CX (Gen4)
- 🔋 Bosch PowerTube DualBattery 1000
- 📱 Bosch Intuvia
- ↕ Suntour Aion
- 🔊 Suntour RS-19
- ⚙ Enviolo 380 R&M Custom
- ⊞ Gates drive belt CDX
- 🔊 Magura MT5/MT4
- ⊙ Schwalbe Super Moto-X 62-584
- ⊞ Supernova M99 Mini Pro-25
- ⚖ 32.6 kg (without lock)
- ↔ 2.51–9.54 m
- 11,829.00 NZD

### Superdelite GT rohloff

- ⚙ Bosch Performance Line CX (Gen4)
- 🔋 Bosch PowerTube DualBattery 1000
- 📱 Bosch Intuvia
- ↕ Suntour Aion
- 🔊 Suntour RS-19
- ⚙ Rohloff Speedhub E14, 14-speed
- ⊞ Gates drive belt CDX
- 🔊 Magura MT5/MT4
- ⊙ Schwalbe Super Moto-X 62-584
- ⊞ Supernova M99 Mini Pro-25
- ⚖ 32.1 kg (without lock)
- ↔ 1.90–10.15 m
- 13,699.00 NZD

### Superdelite GT touring HS\*

- ⚙ Bosch Performance Line Speed (Gen4)
- 🔋 Bosch PowerTube DualBattery 1000
- 📱 Bosch Intuvia
- ↕ Suntour Aion
- 🔊 Suntour RS-19
- ⚙ Shimano Deore XT, 11-speed
- 🔊 Magura MT5/MT4
- ⊙ Schwalbe Super Moto-X 62-584
- ⊞ Supernova M99 Mini Pro-45
- ⚖ 31.8 kg (without lock)
- ↔ 2.29–9.56 m
- 11,999.00 NZD

### Superdelite GT vario HS\*

- ⚙ Bosch Performance Line Speed (Gen4)
- 🔋 Bosch PowerTube DualBattery 1000
- 📱 Bosch Intuvia
- ↕ Suntour Aion
- 🔊 Suntour RS-19
- ⚙ Enviolo 380 R&M Custom
- ⊞ Gates drive belt CDX
- 🔊 Magura MT5/MT4
- ⊙ Schwalbe Super Moto-X 62-584
- ⊞ Supernova M99 Mini Pro-45
- ⚖ 32.8 kg (without lock)
- ↔ 2.51–9.54 m
- 12,459.00 NZD

### Superdelite GT rohloff HS\*

- ⚙ Bosch Performance Line Speed (Gen4)
- 🔋 Bosch PowerTube DualBattery 1000
- 📱 Bosch Intuvia
- ↕ Suntour Aion
- 🔊 Suntour RS-19
- ⚙ Rohloff Speedhub E14, 14-speed
- ⊞ Gates drive belt CDX
- 🔊 Magura MT5/MT4
- ⊙ Schwalbe Super Moto-X 62-584
- ⊞ Supernova M99 Mini Pro-45
- ⚖ 32.3 kg (without lock)
- ↔ 1.90–10.15 m
- 14,339.00 NZD

## Options

- 📱 Kiox cockpit 235.00 NZD  
Adjustable stem with integrated Kiox display
- 📱 SmartphoneHub cockpit 235.00 NZD  
SmartphoneHub with integrated adjustable stem, not for rohloff models
- 🔍 GX option 314.00 NZD  
140 mm travel, Fat Tire All-Terrain, dropper post, flat pedals, Ergon saddle, Ergon grips with bar ends, not in combination with pannier rack
- 🔊 Fox air suspension 940.00 NZD  
Fork Fox Float 34 Performance Boost/rear shock Fox DPS, for GT models 100 mm travel, for GX option 140 mm travel
- 📱 Pannier rack 0.00 NZD  
Allows attachment of light panniers, not in combination with GX option, can be selected at no extra cost
- 🔊 Front carrier 157.00 NZD  
With loading surface, not in combination with ABS

## Technical approvals

Gross vehicle weight capacity: 140 kg  
Carrier: 20 kg  
Pannier rack: 5 kg / side  
Front carrier: 5 kg  
Handlebar bag, basket: – / 5 kg <sup>3</sup>  
Trailer approved singletrack: –  
Trailer approved dualtrack: yes <sup>2</sup>  
Bike-Trailer: –  
Children seat approved: yes, max. 15 kg <sup>5</sup>



r-m.de/superdelite

# Superdelite mountain

The Superdelite mountain with Control Technology is the ultimate E-mountain bike: high-spec components from front to back wheel, excellent riding characteristics on all terrains.



Superdelite mountain rohloff / warm silver matt /  $\Delta$  51 cm



Superdelite mountain touring / tundra grey matt /  $\Delta$  47 cm



## Specifications

- 47, 51, 56
- tundra grey matt
- warm silver matt

## Superdelite mountain touring

- Bosch Performance Line CX (Gen4)
- Bosch PowerTube DualBattery 1000
- Bosch Kiox
- Fox Float 36 Performance
- Fox Float DPS Performance
- Shimano Deore XT, 11-speed
- Magura MT5/MT4
- Schwalbe Hans Dampf 70-584
- Supernova M99 Mini Pro-25
- 28.6 kg
- 1.74–7.91 m
- 12,309.00 NZD

## Superdelite mountain rohloff

- Bosch Performance Line CX (Gen4)
- Bosch PowerTube DualBattery 1000
- Bosch Kiox
- Fox Float 36 Performance
- Fox Float DPS Performance
- Rohloff Speedhub E14, 14-speed
- Gates drive belt CDX
- Magura MT5/MT4
- Schwalbe Hans Dampf 70-584
- Supernova M99 Mini Pro-25
- 29.1 kg
- 1.57–8.40 m
- 14,819.00 NZD

## Options

- SmartphoneHub 235.00 NZD  
Not for rohloff-model
- Front carrier 157.00 NZD  
With loading surface
- Carrier 314.00 NZD
- Abus Bordo Alarm 6000A, 90 cm folding lock 220.00 NZD

## Technical approvals

- Gross vehicle weight capacity: 140 kg
- Carrier: 20 kg
- Front carrier: 5 kg
- Handlebar bag, basket: 5 kg
- Trailer approved singletrack: –
- Trailer approved dualtrack: yes
- Bike-Trailer: –
- Children seat approved: –



[r-m.de/superdelite-mountain](https://r-m.de/superdelite-mountain)

# Delite

Redesign of a Riese & Müller icon. Daily commutes, bumpy forest trails or steep ascents – every trip has its own unique challenges. The Delite with Control Technology is able to handle everything.



Delite GT vario / urban grey matt /  $\Delta$  51 cm  
Optional equipment: Kiox cockpit, pannier rack



Delite GT rohloff / chili matt /  $\Delta$  51 cm  
Optional equipment: GX option

## Specifications

- ✂ 47, 51, 56
- △ urban grey matt
- △ chili matt

All models are equipped as standard with the folding lock Abus Bordo Alarm 6000A, 90 cm.

### Delite GT touring

- ⚙ Bosch Performance Line CX (Gen4)
- 🔊 Bosch PowerTube 500
- 📺 Bosch Intuvia
- ⤴ Suntour Aion
- 🔊 Suntour RS-19
- ⚙ Shimano Deore XT, 11-speed
- ⚙ Magura MT5/MT4
- ⊙ Schwalbe Super Moto-X 62-584
- ⊖ Supernova M99 Mini Pro-25
- ⚖ 28.5 kg (without lock)
- 📏 2.00–8.36 m
- 10,799.00 NZD

### Delite GT vario

- ⚙ Bosch Performance Line CX (Gen4)
- 🔊 Bosch PowerTube 500
- 📺 Bosch Intuvia
- ⤴ Suntour Aion
- 🔊 Suntour RS-19
- ⚙ Enviolo 380 R&M Custom
- ⊖ Gates drive belt CDX
- ⚙ Magura MT5/MT4
- ⊙ Schwalbe Super Moto-X 62-584
- ⊖ Supernova M99 Mini Pro-25
- ⚖ 29.5 kg (without lock)
- 📏 2.51–9.54 m
- 10,279.00 NZD

### Delite GT rohloff

- ⚙ Bosch Performance Line CX (Gen4)
- 🔊 Bosch PowerTube 500
- 📺 Bosch Intuvia
- ⤴ Suntour Aion
- 🔊 Suntour RS-19
- ⚙ Rohloff Speedhub E14, 14-speed
- ⊖ Gates drive belt CDX
- ⚙ Magura MT5/MT4
- ⊙ Schwalbe Super Moto-X 62-584
- ⊖ Supernova M99 Mini Pro-25
- ⚖ 29.0 kg (without lock)
- 📏 1.90–10.15 m
- 12,159.00 NZD

### Delite GT touring HS\*

- ⚙ Bosch Performance Line Speed (Gen4)
- 🔊 Bosch PowerTube 500
- 📺 Bosch Intuvia
- ⤴ Suntour Aion
- 🔊 Suntour RS-19
- ⚙ Shimano Deore XT, 11-speed
- ⚙ Magura MT5/MT4
- ⊙ Schwalbe Super Moto-X 62-584
- ⊖ Supernova M99 Mini Pro-45
- ⚖ 28.7 kg (without lock)
- 📏 2.29–9.56 m
- 10,429.00 NZD

### Delite GT vario HS\*

- ⚙ Bosch Performance Line Speed (Gen4)
- 🔊 Bosch PowerTube 500
- 📺 Bosch Intuvia
- ⤴ Suntour Aion
- 🔊 Suntour RS-19
- ⚙ Enviolo 380 R&M Custom
- ⊖ Gates drive belt CDX
- ⚙ Magura MT5/MT4
- ⊙ Schwalbe Super Moto-X 62-584
- ⊖ Supernova M99 Mini Pro-45
- ⚖ 29.7 kg (without lock)
- 📏 2.51–9.54 m
- 10,889.00 NZD

### Delite GT rohloff HS\*

- ⚙ Bosch Performance Line Speed (Gen4)
- 🔊 Bosch PowerTube 500
- 📺 Bosch Intuvia
- ⤴ Suntour Aion
- 🔊 Suntour RS-19
- ⚙ Rohloff Speedhub E14, 14-speed
- ⊖ Gates drive belt CDX
- ⚙ Magura MT5/MT4
- ⊙ Schwalbe Super Moto-X 62-584
- ⊖ Supernova M99 Mini Pro-45
- ⚖ 29.2 kg (without lock)
- 📏 1.90–10.15 m
- 12,769.00 NZD

## Options

- 📺 Kiox cockpit 235.00 NZD  
Adjustable stem with integrated Kiox display
- 📺 SmartphoneHub cockpit 235.00 NZD  
SmartphoneHub with integrated adjustable stem, not for rohloff models
- 🔊 GX option 314.00 NZD  
140 mm travel, Fat Tire All-Terrain, dropper post, flat pedals, Ergon saddle, Ergon grips with bar ends, not in combination with pannier rack
- 🔊 Fox air suspension 940.00 NZD  
Fork Fox Float 34 Performance Boost/rear shock Fox DPS, for GT models 100 mm travel, for GX option 140 mm travel
- 📏 Pannier rack 0.00 NZD  
Allows attachment of light panniers, not in combination with GX option, can be selected at no extra cost
- 📏 Front carrier 157.00 NZD  
With loading surface, not in combination with ABS

## Technical approvals

Gross vehicle weight capacity: 140 kg  
Carrier: 20 kg  
Pannier rack: 5 kg / side  
Front carrier: 5 kg  
Handlebar bag, basket: – / 5 kg <sup>3</sup>  
Trailer approved singletrack: –  
Trailer approved dualtrack: yes <sup>2</sup>  
Bike-Trailer: –  
Children seat approved: yes, max. 15 kg <sup>5</sup>



r-m.de/delite

# Delite mountain

Head out of the town and into adventure: sprint up steep mountains, master rocky trails, safely overcome bumpy descents. This is where the Delite mountain with Control Technology comes into its own.



Delite mountain touring / chili matt /  $\approx$  51 cm  
Optional equipment: SmartphoneHub



Delite mountain rohloff / urban grey matt /  $\approx$  47 cm



## Specifications

- 47, 51, 56
- urban grey matt
- chili matt

### Delite mountain touring

- Bosch Performance Line CX (Gen4)
- Bosch PowerTube 500
- Bosch Kiox
- Fox Float 36 Performance
- Fox Float DPS Performance
- Shimano Deore XT, 11-speed
- Magura MT5/MT4
- Schwalbe Hans Dampf 70-584
- Supernova M99 Mini Pro-25
- 25.5 kg
- 1.74–7.91 m
- 10,429.00 NZD

### Delite mountain rohloff

- Bosch Performance Line CX (Gen4)
- Bosch PowerTube 500
- Bosch Kiox
- Fox Float 36 Performance
- Fox Float DPS Performance
- Rohloff Speedhub E14, 14-speed
- Gates drive belt CDX
- Magura MT5/MT4
- Schwalbe Hans Dampf 70-584
- Supernova M99 Mini Pro-25
- 26.0 kg
- 1.57–8.40 m
- 13,249.00 NZD

### Options

- |   |            |
|---|------------|
| SmartphoneHub                                 | 235.00 NZD |
| Not for rohloff-model                         |            |
| Front carrier                                 | 157.00 NZD |
| With loading surface                          |            |
| Carrier                                       | 314.00 NZD |
| Abus Bordo Alarm 6000A,<br>90 cm folding lock | 220.00 NZD |

### Technical approvals

- Gross vehicle weight capacity: 140 kg
- Carrier: 20 kg
- Front carrier: 5 kg
- Handlebar bag, basket: – / 5 kg <sup>3</sup>
- Trailer approved singletrack: –
- Trailer approved dualtrack: yes <sup>2</sup>
- Bike-Trailer: –
- Children seat approved: –



r-m.de/delite-mountain

# Homage

Life in the city is constantly moving. The Homage with Control Technology is designed to be one of the frontrunners in total relaxation. Thanks to the ingenious frame geometry, you can quickly get on your bike whenever you want.



Homage GT vario / electric red metallic /  $\Delta$  58 cm



Homage GT touring / deepsea blue metallic /  $\Delta$  54 cm

## Specifications

- 49, 54, 58
- deepsea blue metallic
- electric red metallic

### Homage GT touring

- Bosch Performance Line CX (Gen2)
- Bosch PowerTube 500
- Bosch Intuvia
- Suntour Aion
- X-Fusion O2
- Shimano Deore XT, 11-speed
- Magura MT4
- Schwalbe Super Moto-X 62-584
- Supernova M99 Mini Pro-25
- 28.5 kg (without lock)
- 2.14–8.96 m
- 8,859.00 NZD

### Homage GT vario

- Bosch Performance Line CX (Gen2)
- Bosch PowerTube 500
- Bosch Intuvia
- Suntour Aion
- X-Fusion O2
- Enviolo 380 R&M Custom
- Gates drive belt CDX
- Magura MT4
- Schwalbe Super Moto-X 62-584
- Supernova M99 Mini Pro-25
- 29.5 kg (without lock)
- 2.54–9.66 m
- 9,339.00 NZD

### Homage GT rohloff

- Bosch Performance Line CX (Gen2)
- Bosch PowerTube 500
- Bosch Intuvia
- Suntour Aion
- X-Fusion O2
- Rohloff Speedhub E14, 14-speed
- Gates drive belt CDX
- Magura MT4
- Schwalbe Super Moto-X 62-584
- Supernova M99 Mini Pro-25
- 29.0 kg (without lock)
- 1.66–8.84 m
- 11,219.00 NZD

### Homage GT touring HS\*

- Bosch Performance Line Speed (Gen2)
- Bosch PowerTube 500
- Bosch Intuvia
- Suntour Aion
- X-Fusion O2
- Shimano Deore XT, 11-speed
- Magura MT4
- Schwalbe Super Moto-X 62-584
- Supernova M99 Mini Pro-45
- 28.7 kg (without lock)
- 2.38–9.95 m
- 9,489.00 NZD

### Homage GT vario HS\*

- Bosch Performance Line Speed (Gen2)
- Bosch PowerTube 500
- Bosch Intuvia
- Suntour Aion
- X-Fusion O2
- Enviolo 380 R&M Custom
- Gates drive belt CDX
- Magura MT4
- Schwalbe Super Moto-X 62-584
- Supernova M99 Mini Pro-45
- 29.7 kg (without lock)
- 2.54–9.66 m
- 9,949.00 NZD

### Homage GT rohloff HS\*

- Bosch Performance Line Speed (Gen2)
- Bosch PowerTube 500
- Bosch Intuvia
- Suntour Aion
- X-Fusion O2
- Rohloff Speedhub E14, 14-speed
- Gates drive belt CDX
- Magura MT4
- Schwalbe Super Moto-X 62-584
- Supernova M99 Mini Pro-45
- 29.2 kg (without lock)
- 1.74–9.30 m
- 11,829.00 NZD

## Options

- Display Kiox 157.00 NZD
- SmartphoneHub 157.00 NZD  
Not for rohloff models
- DualBattery 1000 1,410.00 NZD  
Additional Bosch PowerPack 500
- GX option 79.00 NZD  
Fat Tire All-Terrain, flat pedals,  
Ergon grips with bar ends

## Technical approvals

- Gross vehicle weight capacity: 140 kg
- Carrier: 20 kg
- Handlebar bag, basket: – / 3 kg <sup>3</sup>
- Trailer approved singletrack: –
- Trailer approved dualtrack: yes
- Bike-Trailer: yes
- Children seat approved: yes <sup>5</sup>



r-m.de/homage

# Culture GT

The Culture GT with Control Technology is a city E-Bike with the driving dynamics of a sporty mountain bike. It convinces with an improved rear swing arm and a battery that is completely integrated into the frame and can be conveniently removed.



Culture GT touring / urban silver metallic /  $\Delta$  54 cm



## Specifications

- 49, 54, 58
- urban silver metallic

## Culture GT touring

- Bosch Performance Line CX (Gen2)
- Bosch PowerTube 500
- Bosch Intuvia
- Suntour XCR32
- X-Fusion Glyde
- Shimano Deore XT, 11-speed
- Magura MT4
- Schwalbe Almotion 55-584
- Busch & Müller Lumotec IQ-XS
- 28.7 kg (without lock)
- 2.18–8.31 m
- 8,219.00 NZD

## Culture GT vario

- Bosch Performance Line CX (Gen2)
- Bosch PowerTube 500
- Bosch Intuvia
- Suntour XCR32
- X-Fusion Glyde
- Enviolo 380 R&M Custom
- Gates drive belt CDX
- Magura MT4
- Schwalbe Almotion 55-584
- Busch & Müller Lumotec IQ-XS
- 29.7 kg (without lock)
- 2.50–9.48 m
- 8,859.00 NZD

## Options

- SmartphoneHub 157.00 NZD

## Technical approvals

- Gross vehicle weight capacity: 140 kg
- Carrier: 20 kg
- Front carrier: 3 kg
- Trailer approved singletrack: –
- Trailer approved dualtrack: yes
- Bike-Trailer: yes
- Children seat approved: yes <sup>5</sup>



[r-m.de/culture-gt](https://r-m.de/culture-gt)

# Supercharger2

The Supercharger2 will take you there – no matter how far the destination. Whether a daily commute with only occasional battery charging, extended or spontaneous extra trips.



Supercharger2 GT vario / curry matt /  $\Delta$  53 cm



Supercharger2 GT touring / warm silver matt /  $\Delta$  49 cm  
Optional equipment: GX option, SmartphoneHub cockpit, front carrier

## Specifications

- ✂ 46, 49, 53
- ⬇ curry matt
- ⬇ warm silver matt

All models are equipped as standard with the folding lock Abus Bordo 6000, 90 cm.

### Supercharger2 GT touring

- ⌚ Bosch Performance Line CX (Gen4)
- 🔋 Bosch PowerTube DualBattery 1000
- 📱 Bosch Intuvia
- ⌚ Suntour Aion
- ⚙ Shimano Deore XT, 11-speed
- ⌚ Magura MT5/MT4
- ⊙ Schwalbe Super Moto-X 62-584
- ⌚ Busch & Müller Lumotec IQ-X E
- ⚖ 29.9 kg (without lock)
- 📏 2.00–8.36 m
- 10,799.00 NZD

### Supercharger2 GT vario

- ⌚ Bosch Performance Line CX (Gen4)
- 🔋 Bosch PowerTube DualBattery 1000
- 📱 Bosch Intuvia
- ⌚ Suntour Aion
- ⚙ Enviolo 380 R&M Custom
- ⊖ Gates drive belt CDX
- ⌚ Magura MT5/MT4
- ⊙ Schwalbe Super Moto-X 62-584
- ⌚ Busch & Müller Lumotec IQ-X E
- ⚖ 30.9 kg (without lock)
- 📏 2.51–9.54 m
- 10,279.00 NZD

### Supercharger2 GT rohloff

- ⌚ Bosch Performance Line CX (Gen4)
- 🔋 Bosch PowerTube DualBattery 1000
- 📱 Bosch Intuvia
- ⌚ Suntour Aion
- ⚙ Rohloff Speedhub E14, 14-speed
- ⊖ Gates drive belt CDX
- ⌚ Magura MT5/MT4
- ⊙ Schwalbe Super Moto-X 62-584
- ⌚ Supernova M99 Mini Pro-25
- ⚖ 30.4 kg (without lock)
- 📏 1.74–9.30 m
- 12,309.00 NZD

### Supercharger2 GT touring HS\*

- ⌚ Bosch Performance Line Speed (Gen4)
- 🔋 Bosch PowerTube DualBattery 1000
- 📱 Bosch Intuvia
- ⌚ Suntour Aion
- ⚙ Shimano Deore XT, 11-speed
- ⌚ Magura MT5/MT4
- ⊙ Schwalbe Super Moto-X 62-584
- ⌚ Busch & Müller Lumotec IQ-X E (HS)
- ⚖ 30.1 kg (without lock)
- 📏 2.29–9.56 m
- 10,429.00 NZD

### Supercharger2 GT vario HS\*

- ⌚ Bosch Performance Line Speed (Gen4)
- 🔋 Bosch PowerTube DualBattery 1000
- 📱 Bosch Intuvia
- ⌚ Suntour Aion
- ⚙ Enviolo 380 R&M Custom
- ⊖ Gates drive belt CDX
- ⌚ Magura MT5/MT4
- ⊙ Schwalbe Super Moto-X 62-584
- ⌚ Busch & Müller Lumotec IQ-X E (HS)
- ⚖ 31.1 kg (without lock)
- 📏 2.51–9.54 m
- 10,889.00 NZD

### Supercharger2 GT rohloff HS\*

- ⌚ Bosch Performance Line Speed (Gen4)
- 🔋 Bosch PowerTube DualBattery 1000
- 📱 Bosch Intuvia
- ⌚ Suntour Aion
- ⚙ Rohloff Speedhub E14, 14-speed
- ⊖ Gates drive belt CDX
- ⌚ Magura MT5/MT4
- ⊙ Schwalbe Super Moto-X 62-584
- ⌚ Supernova M99 Mini Pro-45
- ⚖ 30.6 kg (without lock)
- 📏 1.74–9.30 m
- 12,939.00 NZD

## Options

- 📱 Kiox cockpit 235.00 NZD  
Adjustable stem with integrated Kiox display
- 📱 SmartphoneHub cockpit 235.00 NZD  
SmartphoneHub with integrated adjustable stem, not for rohloff models
- ⚙ GX option 79.00 NZD  
Fat Tire All-Terrain, flat pedals, Ergon grips with bar ends, not in combination with Heavy-Duty-Package
- ⚖ Heavy-Duty-Package 79.00 NZD  
160 kg not for HS models, not in combination with GX option
- 📏 Front carrier 157.00 NZD  
With loading surface

## Technical approvals

Gross vehicle weight capacity: 140 / 160 kg <sup>4</sup>  
 Carrier: 27,5 kg  
 Front carrier: 5 kg  
 Handlebar bag, basket: – / 5 kg <sup>3</sup>  
 Trailer approved singletrack: yes  
 Trailer approved dualtrack: yes <sup>2</sup>  
 Bike-Trailer: yes  
 Children seat approved: yes <sup>5</sup>



r-m.de/supercharger2

# Multicharger

The two little ones to nursery? At the weekend with all the camping equipment for a few days to the lake? The Multicharger is a cargo-optimised E-Bike.



Multicharger GT touring / utility grey  
Optional equipment: DualBattery 1000, Passenger kit



Multicharger Mixte GT rohloff / pearl white  
Optional equipment: Safety bar, Side loader, wheel guard



## Specifications

- ✂ universal, Mixte
- ⊖ utility grey
- ⊖ pearl white

## Multicharger GT touring

- ⊕ Bosch Performance Line CX (Gen2)
- 🔌 Bosch PowerTube 500
- 🔌 Bosch Purion
- ⤴ Suntour XCR32
- ↕ Shimano Deore XT, 11-speed
- ⊖ Magura MT5/MT4
- ⊙ Schwalbe Big Ben Plus 55-559
- ⚖ Supernova E3
- ⬆ 29.2 kg
- ➡ 2.22–8.47 m
- 7,919.00 NZD

## Multicharger GT vario

- ⊕ Bosch Performance Line CX (Gen2)
- 🔌 Bosch PowerTube 500
- 🔌 Bosch Purion
- ⤴ Suntour XCR32
- ↕ Enviolo 380 R&M Custom
- ⊖ Gates drive belt CDX
- ⊖ Magura MT5/MT4
- ⊙ Schwalbe Big Ben Plus 55-559
- ⚖ Supernova E3
- ⬆ 30.2 kg
- ➡ 2.39–9.08 m
- 8,399.00 NZD

## Multicharger GT rohloff

- ⊕ Bosch Performance Line CX (Gen2)
- 🔌 Bosch PowerTube 500
- 🔌 Bosch Intuvia
- ⤴ Suntour XCR32
- ↕ Rohloff Speedhub E14, 14-speed
- ⊖ Gates drive belt CDX
- ⊖ Magura MT5/MT4
- ⊙ Schwalbe Big Ben Plus 55-559
- ⚖ Supernova M99 Mini Pro-25
- ⬆ 29.7 kg
- ➡ 1.65–8.79 m
- 10,429.00 NZD

## Multicharger GT light

- ⊕ Bosch Performance Line CX (Gen2)
- 🔌 Bosch PowerTube 500
- 🔌 Bosch Purion
- ⤴ Suntour XCR32
- ↕ Shimano Deore, 10-speed
- ⊖ Magura MT5/MT4
- ⊙ Schwalbe Big Ben Plus 55-559
- ⚖ Supernova E3
- ⬆ 27.2 kg
- ➡ 2.22–8.47 m
- 7,279.00 NZD

## Multicharger GT touring HS\*

- ⊕ Bosch Performance Line Speed (Gen2)
- 🔌 Bosch PowerTube 500
- 🔌 Bosch Purion
- ⤴ Suntour XCR32
- ↕ Shimano Deore XT, 11-speed
- ⊖ Magura MT5/MT4
- ⊙ Schwalbe Big Ben Plus 55-559
- ⚖ Busch & Müller Lumotec IQ-X E (HS)
- ⬆ 29.4 kg
- ➡ 2.25–9.41 m
- 8,549.00 NZD

## Multicharger GT vario HS\*

- ⊕ Bosch Performance Line Speed (Gen2)
- 🔌 Bosch PowerTube 500
- 🔌 Bosch Purion
- ⤴ Suntour XCR32
- ↕ Enviolo 380 R&M Custom
- ⊖ Gates drive belt CDX
- ⊖ Magura MT5/MT4
- ⊙ Schwalbe Big Ben Plus 55-559
- ⚖ Busch & Müller Lumotec IQ-X E (HS)
- ⬆ 30.4 kg
- ➡ 2.39–9.08 m
- 9,009.00 NZD

## Multicharger GT rohloff HS\*

- ⊕ Bosch Performance Line Speed (Gen2)
- 🔌 Bosch PowerTube 500
- 🔌 Bosch Intuvia
- ⤴ Suntour XCR32
- ↕ Rohloff Speedhub E14, 14-speed
- ⊖ Gates drive belt CDX
- ⊖ Magura MT5/MT4
- ⊙ Schwalbe Big Ben Plus 55-559
- ⚖ Supernova M99 Mini Pro-45
- ⬆ 29.9 kg
- ➡ 1.65–8.79 m
- 11,039.00 NZD

## Options

- 📱 SmartphoneHub 157.00 NZD  
Not for rohloff models
- 🔌 DualBattery 1000 1,410.00 NZD  
Additional Bosch PowerPack 500, not for Mixte
- 🌀 GX option 79.00 NZD  
Fat Tire All-Terrain, flat pedals,  
Ergon grips with bar ends
- Passenger kit 235.00 NZD  
Handlebar, footrests, padded shelf,  
not available for HS models
- Wheel guard 94.00 NZD  
Covers the rear wheel on both sides
- Cargo bags 251.00 NZD  
Large volume, 2 x 33 litres
- Safety bar 204.00 NZD  
Railsystem for safe transport of children or luggage
- Side loader 157.00 NZD  
Can be used as a footrest,  
to fix luggage or to transport kids bikes

Please refer to the online configurator for precise combinations of the equipment options.

## Technical approvals

- Gross vehicle weight capacity: 175 kg
- Carrier: 65 kg
- Front carrier: 5 kg
- Handlebar bag, basket: – / 5 kg <sup>3</sup>
- Trailer approved singletrack: yes
- Trailer approved dualtrack: yes <sup>2</sup>
- Bike-Trailer: yes
- Children seat approved: yes <sup>5</sup>



[r-m.de/multicharger](https://r-m.de/multicharger)

# Charger3

The Charger3 cannot fail to impress with its inimitable riding experience: sporty, yet comfortable, it's the perfect bike for everyday cycling.



Charger3 GT rohloff / storm blue matt /  $\Delta$  49 cm  
Optional equipment: GX option, Kiox cockpit, front carrier



Charger3 Mixte GT touring HS / ceramic white /  $\Delta$  49 cm



Charger3 GT vario / caribbean matt /  $\Delta$  46 cm  
Optional equipment: SmartphoneHub cockpit



Charger3 Mixte GT vario / sunrise /  $\Delta$  46 cm  
Optional equipment: SmartphoneHub cockpit, Heavy-Duty-Package

## Specifications

- ✂ 46, 49, 53, 56, Mixte 46, Mixte 49, Mixte 53
- ◊ storm blue matt
- ◊ caribbean matt (not for Mixte)
- ◊ ceramic white
- ◊ sunrise (for Mixte only)

### Charger3 GT touring

- ⌚ Bosch Performance Line CX (Gen4)
- 🔌 Bosch PowerTube 500
- 📱 Bosch Intuvia
- ⌚ Suntour Aion
- ⚙ Shimano Deore XT, 11-speed
- ⌚ Magura MT5/MT4
- ⊙ Schwalbe Super Moto-X 62-584
- ⌚ Supernova mini 2
- ⚖ 26.2 kg (without lock)
- ➔ 2.00–8.36 m
- 8,219.00 NZD

### Charger3 GT vario

- ⌚ Bosch Performance Line CX (Gen4)
- 🔌 Bosch PowerTube 500
- 📱 Bosch Intuvia
- ⌚ Suntour Aion
- ⚙ Enviolo 380 R&M Custom
- ⌚ Gates drive belt CDX
- ⌚ Magura MT5/MT4
- ⊙ Schwalbe Super Moto-X 62-584
- ⌚ Supernova mini 2
- ⚖ 26.2 kg (without lock)
- ➔ 2.51–9.54 m
- 8,709.00 NZD

### Charger3 GT rohloff

- ⌚ Bosch Performance Line CX (Gen4)
- 🔌 Bosch PowerTube 500
- 📱 Bosch Intuvia
- ⌚ Suntour Aion
- ⚙ Rohloff Speedhub E14, 14-speed
- ⌚ Gates drive belt CDX
- ⌚ Magura MT5/MT4
- ⊙ Schwalbe Super Moto-X 62-584
- ⌚ Supernova M99 Mini Pro-25
- ⚖ 26.7 kg (without lock)
- ➔ 1.74–9.30 m
- 10,739.00 NZD

### Charger3 GT touring HS\*

- ⌚ Bosch Performance Line Speed (Gen4)
- 🔌 Bosch PowerTube 500
- 📱 Bosch Intuvia
- ⌚ Suntour Aion
- ⚙ Shimano Deore XT, 11-speed
- ⌚ Magura MT5/MT4
- ⊙ Schwalbe Super Moto-X 62-584
- ⌚ Busch & Müller Lumotec IQ-X E (HS)
- ⚖ 26.4 kg (without lock)
- ➔ 2.29–9.56 m
- 8,859.00 NZD

### Charger3 GT vario HS\*

- ⌚ Bosch Performance Line Speed (Gen4)
- 🔌 Bosch PowerTube 500
- 📱 Bosch Intuvia
- ⌚ Suntour Aion
- ⚙ Enviolo 380 R&M Custom
- ⌚ Gates drive belt CDX
- ⌚ Magura MT5/MT4
- ⊙ Schwalbe Super Moto-X 62-584
- ⌚ Busch & Müller Lumotec IQ-X E (HS)
- ⚖ 26.4 kg (without lock)
- ➔ 2.51–9.54 m
- 9,339.00 NZD

### Charger3 GT rohloff HS\*

- ⌚ Bosch Performance Line Speed (Gen4)
- 🔌 Bosch PowerTube 500
- 📱 Bosch Intuvia
- ⌚ Suntour Aion
- ⚙ Rohloff Speedhub E14, 14-speed
- ⌚ Gates drive belt CDX
- ⌚ Magura MT5/MT4
- ⊙ Schwalbe Super Moto-X 62-584
- ⌚ Supernova M99 Mini Pro-45
- ⚖ 26.9 kg (without lock)
- ➔ 1.74–9.30 m
- 11,369.00 NZD

## Options

- 📱 Kiox cockpit 235.00 NZD  
Adjustable stem with integrated Kiox display
- 📱 SmartphoneHub cockpit 235.00 NZD  
SmartphoneHub with integrated adjustable stem,  
not for rohloff models
- ⌚ GX option for GT models 79.00 NZD  
Fat Tire All-Terrain, flat pedals, Ergon grips with bar  
ends, not in combination with Heavy-Duty-Package
- ⚖ Heavy-Duty-Package 79.00 NZD  
for GT models  
160 kg not for HS models,  
not in combination with GX option
- 📱 Front carrier 157.00 NZD  
With loading surface

## Technical approvals

Gross vehicle weight capacity: 140 / 160 kg <sup>2</sup>  
 Carrier: 20 kg  
 Handlebar bag, basket: 3 kg  
 Trailer approved singletrack: yes  
 Trailer approved dualtrack: yes  
 Bike-Trailer: yes  
 Children seat approved: yes <sup>3</sup>



r-m.de/charger3

# Charger

The Charger wants to get out and turn your daily commute into an adventure.



Charger GT vario HS / pearl white / 49 cm



Charger GT touring / black matt / 53 cm  
Optional equipment: DualBattery 1000



Charger Mixte GT touring / electric red metallic / 46 cm

## Specifications

- ✂ 46, 49, 53, Mixte 46, Mixte 49
- ⬇ pearl white
- ⬇ electric red metallic
- ⬇ black

### Charger GT touring

- ⌚ Bosch Performance Line CX (Gen2)
- 🔋 Bosch PowerPack 500
- 📱 Bosch Intuvia
- 🚲 Suntour Aion
- ⚙ Shimano Deore XT, 11-speed
- 🔩 Shimano Deore XT
- 🌀 Schwalbe Super Moto-X 62-584
- ⚖ Busch & Müller Lumotec IQ-X E
- ⚖ 25.8 kg (without lock)
- 📏 2.48–9.46 m
- 💰 7,769.00 NZD

### Charger GT vario

- ⌚ Bosch Performance Line CX (Gen2)
- 🔋 Bosch PowerPack 500
- 📱 Bosch Intuvia
- 🚲 Suntour Aion
- ⚙ Enviolo 380 R&M Custom
- 🔧 Gates drive belt CDX
- 🔩 Magura MT4
- 🌀 Schwalbe Super Moto-X 62-584
- ⚖ Supernova E3
- ⚖ 26.8 kg (without lock)
- 📏 2.15–8.17 m
- 💰 8,069.00 NZD

### Charger GT touring HS\*

- ⌚ Bosch Performance Line Speed (Gen2)
- 🔋 Bosch PowerPack 500
- 📱 Bosch Intuvia
- 🚲 Suntour Aion
- ⚙ Shimano Deore XT, 11-speed
- 🔩 Magura MT4
- 🌀 Schwalbe Super Moto-X 62-584
- ⚖ Busch & Müller Lumotec IQ-X E (HS)
- ⚖ 26.0 kg (without lock)
- 📏 2.38–9.95 m
- 💰 8,219.00 NZD

### Charger GT vario HS\*

- ⌚ Bosch Performance Line Speed (Gen2)
- 🔋 Bosch PowerPack 500
- 📱 Bosch Intuvia
- 🚲 Suntour Aion
- ⚙ Enviolo 380 R&M Custom
- 🔧 Gates drive belt CDX
- 🔩 Magura MT4
- 🌀 Schwalbe Super Moto-X 62-584
- ⚖ Busch & Müller Lumotec IQ-X E (HS)
- ⚖ 27.0 kg (without lock)
- 📏 2.53–9.60 m
- 💰 8,709.00 NZD

## Options

- 📱 Display Kiox 157.00 NZD
- 📱 SmartphoneHub 157.00 NZD
- 🔋 DualBattery 1000 1,410.00 NZD  
Additional Bosch PowerPack 500, not for Mixte 46
- 🌀 GX option for GT models 79.00 NZD  
Fat Tire All-Terrain, flat pedals, Ergon grips with bar ends, not in combination with Heavy-Duty-Package
- 🔩 Heavy-Duty-Package 79.00 NZD  
160 kg for GT vario, not for HS models, not in combination with GX option

## Technical approvals

- Gross vehicle weight capacity: 140 / 160 kg <sup>4</sup>
- Carrier: 20 kg
- Handlebar bag, basket: – / 3 kg <sup>3</sup>
- Trailer approved singletrack: yes
- Trailer approved dualtrack: yes <sup>2</sup>
- Bike-Trailer: yes
- Children seat approved: yes <sup>5</sup>



r-m.de/charger

# Nevo GT

The Nevo GT stands for clear design and everyday functions. In the latest generation, the battery is fully integrated into the frame and the range can be doubled by the optional DualBattery Technology.



Nevo GT vario / pure white /  $\Delta$  43 cm  
Optional equipment: Heavy-Duty-Package



Nevo GT touring HS / terra grey /  $\Delta$  47 cm



Nevo GT touring / lunar grey metallic /  $\Delta$  56 cm  
Optional equipment: DualBattery 1000, GX option,  
front carrier



Nevo GT vario / dynamic red metallic /  $\Delta$  43 cm



## Specifications

- ✂ 43, 47, 56
- ◊ pure white
- ◊ lunar grey metallic
- ◊ dynamic red metallic
- ◊ terra grey (not for ✂ 43)

### Nevo GT touring

- ⚙ Bosch Performance Line CX (Gen2)
- 🔋 Bosch PowerTube 500
- 📱 Bosch Intuvia
- ⤴ Suntour XCR32
- ⚙ Shimano Deore, 10-speed
- 🔗 Magura MT4
- 🌀 Schwalbe Big Ben Plus 55-559 (✂ 43)
- 🌀 Schwalbe Super Moto-X 62-584 (✂ 47, 56)
- ⚙ Supernova E3
- ⚖ 27.1 kg
- 📏 2.22–8.47 m (✂ 43, 47, 56)
- 7,129.00 NZD

### Nevo GT vario

- ⚙ Bosch Performance Line CX (Gen2)
- 🔋 Bosch PowerTube 500
- 📱 Bosch Intuvia
- ⤴ Suntour XCR32
- ⚙ Enviolo 380 R&M Custom
- 🔗 Gates drive belt CDX
- 🔗 Magura MT4
- 🌀 Schwalbe Big Ben Plus 55-559 (✂ 43)
- 🌀 Schwalbe Super Moto-X 62-584 (✂ 47, 56)
- ⚙ Supernova E3
- ⚖ 28.1 kg
- 📏 2.39–9.08 m (✂ 43)
- 2.15–8.17 m (✂ 47, 56)
- 7,919.00 NZD

### Nevo GT rohloff (not in ✂ 43)

- ⚙ Bosch Performance Line CX (Gen2)
- 🔋 Bosch PowerTube 500
- 📱 Bosch Intuvia
- ⤴ Suntour XCR32
- ⚙ Rohloff Speedhub E14, 14-speed
- 🔗 Gates drive belt CDX
- 🔗 Magura MT4
- 🌀 Schwalbe Super Moto-X 62-584
- ⚙ Supernova E3
- ⚖ 27.6 kg
- 📏 1.66–8.84 m (✂ 47, 56)
- 9,799.00 NZD

### Nevo GT touring HS\*

- ⚙ Bosch Performance Line Speed (Gen2)
- 🔋 Bosch PowerTube 500
- 📱 Bosch Intuvia
- ⤴ Suntour XCR32
- ⚙ Shimano Deore, 10-speed
- 🔗 Magura MT4
- 🌀 Schwalbe Big Ben Plus 55-559 (✂ 43)
- 🌀 Schwalbe Super Moto-X 62-584 (✂ 47, 56)
- ⚙ Busch & Müller Lumotec IQ-X E (HS)
- ⚖ 27.3 kg
- 📏 2.46–9.41 m (✂ 43)
- 2.61–9.95 m (✂ 47, 56)
- 7,769.00 NZD

### Nevo GT vario HS\*

- ⚙ Bosch Performance Line Speed (Gen2)
- 🔋 Bosch PowerTube 500
- 📱 Bosch Intuvia
- ⤴ Suntour XCR32
- ⚙ Enviolo 380 R&M Custom
- 🔗 Gates drive belt CDX
- 🔗 Magura MT4
- 🌀 Schwalbe Big Ben Plus 55-559 (✂ 43)
- 🌀 Schwalbe Super Moto-X 62-584 (✂ 47, 56)
- ⚙ Busch & Müller Lumotec IQ-X E (HS)
- ⚖ 28.3 kg
- 📏 2.59–9.83 m (✂ 43)
- 2.51–9.54 m (✂ 47, 56)
- 8,549.00 NZD

### Nevo GT rohloff HS\* (not in ✂ 43)

- ⚙ Bosch Performance Line Speed (Gen2)
- 🔋 Bosch PowerTube 500
- 📱 Bosch Intuvia
- ⤴ Suntour XCR32
- ⚙ Rohloff Speedhub E14, 14-speed
- 🔗 Gates drive belt CDX
- 🔗 Magura MT4
- 🌀 Schwalbe Super Moto-X 62-584
- ⚙ Busch & Müller Lumotec IQ-X E (HS)
- ⚖ 27.8 kg
- 📏 1.74–9.30 m (✂ 47, 56)
- 10,429.00 NZD

## Options

- 📱 SmartphoneHub 157.00 NZD  
Not for rohloff models
- 🔋 DualBattery 1000 1,410.00 NZD  
Additional Bosch PowerPack 500
- 🌀 GX option 79.00 NZD  
Fat Tire All-Terrain, flat pedals, Ergon grips with bar ends, not in combination with Heavy-Duty-Package
- 🔗 Heavy-Duty-Package 79.00 NZD  
160 kg optional for GT vario and GT rohloff, not for HS models, not in combination with GX option
- 📏 Front carrier 157.00 NZD  
With loading surface, not for HS models

## Technical approvals

Gross vehicle weight capacity: 140 / 160 kg <sup>4</sup>  
 Carrier: 20 kg  
 Front carrier: – / 3 kg <sup>3</sup>  
 Handlebar bag, basket: – / 3 kg <sup>3</sup>  
 Trailer approved singletrack: –  
 Trailer approved dualtrack: yes <sup>2</sup>  
 Bike-Trailer: yes  
 Children seat approved: yes <sup>5</sup>



# Nevo

The Nevo is a sporty all-rounder. The striking silhouette, expansive frame profile and hard edges promise sportiness and determination.



Nevo touring / fire red /  $\Delta$  56 cm



Nevo touring HS / midnight blue metallic /  $\Delta$  43 cm



Nevo vario / snow white /  $\Delta$  43 cm

## Specifications

- ✂ 43, 47, 56
- ⊖ midnight blue metallic
- ⊖ fire red
- ⊖ snow white

### Nevo touring

- ⚙ Bosch Performance Line CX (Gen2)
- 🔋 Bosch PowerPack 500
- 📺 Bosch Intuvia
- 🚲 Suntour NCX
- ⚙ Shimano Deore, 10-speed
- ⊖ Magura MT4
- ⊖ Schwalbe Big Ben Plus 55-559 (✂ 43)  
Schwalbe Big Ben Plus 50-622 (✂ 47, 56)
- ⊖ Supernova E3
- ⊖ 25.9 kg
- ✂ 2.59–8.47 m (✂ 43)  
2.64–8.65 m (✂ 47, 56)  
6,679.00 NZD

### Nevo vario

- ⚙ Bosch Performance Line CX (Gen2)
- 🔋 Bosch PowerPack 500
- 📺 Bosch Intuvia
- 🚲 Suntour NCX
- ⚙ Enviolo 380 R&M Custom
- ⊖ Gates drive belt CDX
- ⊖ Magura MT4
- ⊖ Schwalbe Big Ben Plus 55-559 (✂ 43)  
Schwalbe Big Ben Plus 50-622 (✂ 47, 56)
- ⊖ Supernova E3
- ⊖ 27.0 kg
- ✂ 2.39–9.08 m (✂ 43)  
2.20–8.36 m (✂ 47, 56)  
7,459.00 NZD

### Nevo touring HS\*

- ⚙ Bosch Performance Line Speed (Gen2)
- 🔋 Bosch PowerPack 500
- 📺 Bosch Intuvia
- 🚲 Suntour NCX
- ⚙ Shimano Deore, 10-speed
- ⊖ Magura MT4
- ⊖ Schwalbe Big Ben Plus 55-559 (✂ 43)  
Schwalbe Big Ben Plus 50-622 (✂ 47, 56)
- ⊖ Busch & Müller Lumotec IQ-X E (HS)
- ⊖ 26.1 kg
- ✂ 2.88–9.41 m (✂ 43)  
3.11–10.18 m (✂ 47, 56)  
7,279.00 NZD

### Nevo vario HS\*

- ⚙ Bosch Performance Line Speed (Gen2)
- 🔋 Bosch PowerPack 500
- 📺 Bosch Intuvia
- 🚲 Suntour NCX
- ⚙ Enviolo 380 R&M Custom
- ⊖ Gates drive belt CDX
- ⊖ Magura MT4
- ⊖ Schwalbe Big Ben Plus 55-559 (✂ 43)  
Schwalbe Big Ben Plus 50-622 (✂ 47, 56)
- ⊖ Busch & Müller Lumotec IQ-X E (HS)
- ⊖ 27.2 kg
- ✂ 2.59–9.83 m (✂ 43)  
2.57–9.75 m (✂ 47, 56)  
8,069.00 NZD

### Technical approvals

- Gross vehicle weight capacity: 140 kg
- Carrier: 20 kg
- Front carrier: 3 kg
- Handlebar bag, basket: – / 3 kg <sup>3</sup>
- Trailer approved singletrack: –
- Trailer approved dualtrack: yes <sup>2</sup>
- Bike-Trailer: yes
- Children seat approved: yes <sup>5</sup>



r-m.de/nevo

# Roadster

Just one quick push on the pedals – and you're over the horizon with the Roadster before you know it. Out of the city and into the countryside with all the riding qualities and aesthetics of a traditional racing bike.



Roadster touring HS / black matt /  $\Delta$  56 cm



Roadster GT touring HS / electric green metallic /  $\Delta$  Mixte 45 cm



Roadster Mixte touring HS / snow white /  $\Delta$  Mixte 45 cm

## Specifications

- 51, 56, 61, Mixte 45, Mixte 53
- electric green metallic
- black matt
- snow white (for Mixte only)

## Roadster touring HS\*

- Bosch Performance Line Speed (Gen2)
- Bosch PowerPack 500
- Bosch Purion
- Suntour NCX
- Shimano Deore, 10-speed
- Magura MT4
- Schwalbe G-One 40-622
- Busch & Müller Lumotec IQ-X E (HS)
- 22.1 kg
- 2.48–9.46 m
- 7,289.00 NZD

## Roadster GT touring HS\*

- Bosch Performance Line Speed (Gen2)
- Bosch PowerPack 500
- Bosch Purion
- Suntour NCX
- Shimano Deore, 10-speed
- Magura MT4
- Schwalbe Almotion 55-584
- Busch & Müller Lumotec IQ-X E (HS)
- 22.6 kg
- 2.43–9.28 m
- 7,439.00 NZD

## Options

- SmartphoneHub 157.00 NZD

## Technical approvals

- Gross vehicle weight capacity: 140 kg
- Carrier: 20 kg
- Front carrier: – / 3 kg <sup>3</sup>
- Handlebar bag, basket: – / 3 kg <sup>3</sup>
- Trailer approved singletrack: yes
- Trailer approved dualtrack: yes <sup>2</sup>
- Bike-Trailer: yes
- Children seat approved: yes <sup>5</sup>



r-m.de/roadster

# Cruiser

The sophisticated colour combination of the frame, saddle and 28" tires, together with the subtle brown leather-look is eye-catching and makes your Cruiser a real bright spot on the road. You'll love being on the bike for a couple of extra laps when you're so stylish and relaxed.



Cruiser vario HS / black / 28" 56 cm



Cruiser Mixte vario HS / cream / 28" Mixte 43 cm  
Optional equipment: frame bag

## Specifications

- 28" 51, 56, 60, Mixte 43, Mixte 50, Mixte 55
- 0 black
- 0 cream (for Mixte only)

## Cruiser vario HS\*

- ⚙ Bosch Performance Line Speed (Gen2)
- 🔋 Bosch PowerPack 500
- 📱 Bosch Intuvia
- 👤 RST Nova ML
- ↕ Enviolo 380 R&M Custom
- 🌀 Magura HS33
- ⊙ Schwalbe Big Ben 50-622
- ⚖ Busch & Müller Lumotec IQ-X E (HS)
- ⚖ 27.1 kg
- ➔ 2.52–9.58 m
- 7,439.00 NZD

## Options

- 📱 SmartphoneHub 157.00 NZD
- 👜 Frame bag 79.00 NZD

## Technical approvals

- Gross vehicle weight capacity: 140 kg
- Carrier: 20 kg
- Front carrier: 3 kg
- Handlebar bag, basket: – / 3 kg <sup>3</sup>
- Trailer approved singletrack: yes
- Trailer approved dualtrack: yes <sup>2</sup>
- Bike-Trailer: yes
- Children seat approved: yes <sup>5</sup>



r-m.de/cruiser



# Tinker

Commuter hold-ups on the streets, full buses and trains?

The compact Tinker featuring 20" wheels can help you effortlessly glide past it all.



Tinker vario / orange metallic



Tinker vario / azure metallic



Tinker touring HS / black matt

Optional equipment: suspended seat post

## Specifications

- ✂ universal
- ◊ orange metallic
- ◊ azure metallic
- ◊ black matt

## Tinker vario

- ⚙ Bosch Performance Line CX (Gen2)
- 🔋 Bosch PowerPack 500
- 📱 Bosch Intuvia
- 🌀 Spinner Grind
- ⚙ Enviolo 380 R&M Custom
- 🔗 Gates drive belt CDX
- 🌀 Tektro Auriga
- 🚗 Schwalbe Big Ben Plus 55-406
- 🔧 Supernova E3
- ⚖ 24.9 kg
- 📏 2.15–8.18 m
- 💰 7,339.00 NZD

## Tinker touring HS\*

- ⚙ Bosch Performance Line Speed (Gen2)
- 🔋 Bosch PowerPack 500
- 📱 Bosch Intuvia
- 🌀 Spinner Grind
- ⚙ Shimano Deore XT, 10-speed
- 🌀 Tektro Auriga
- 🚗 Schwalbe Big Ben Plus 55-406
- 🔧 Busch & Müller Lumotec IQ-X E (HS)
- ⚖ 23.8 kg
- 📏 2.37–9.03 m
- 💰 7,489.00 NZD

## Options

- 🪑 Suspended seat post 235.00 NZD  
Cane Creek Thudbuster ST
- 📦 Cargo platform for Tinker carrier 110.00 NZD  
Transforms the Tinker into a compact Cargo bike

## Technical approvals

- Gross vehicle weight capacity: 135 kg
- Carrier: 20 kg
- Handlebar bag, basket: – / 3 kg <sup>3</sup>
- Trailer approved singletrack: yes
- Trailer approved dualtrack: yes <sup>2</sup>
- Bike-Trailer: –
- Children seat approved: yes <sup>5</sup>



r-m.de/tinker

# Load 60

Sporty and safe on the road: the Load 60 combines the ultimate riding experience with an E-Cargo bike, offering almost limitless transport options.

## Specifications

- ✂ universal
- △ sunset
- △ white
- △ coal grey matt
- △ tundra grey matt



Load 60 rohloff / sunset

Optional equipment: GX option, high side walls with lockable hard cover, glove compartment/footwell, luggage compartment, splash guard



Load 60 vario HS / white



Load 60 vario / tundra grey

Optional equipment: low side walls



Load 60 touring / coal grey matt

Optional equipment: DualBattery 1000, low side walls with child cover

## Load 60 touring

🔋	Bosch Cargo Line Cruise (Gen4)
🔋	Bosch PowerPack 500
📺	Bosch Intuvia
🚲	Suntour XCM32
🔊	X-Fusion Glyde
⚙️	Shimano Deore XT, 11-speed
💡	Tektro Auriga
🌀	Schwalbe Big Ben Plus 55-406
	Schwalbe Big Ben Plus 55-559
⚖️	Supernova M99 Mini Pro-25
⚖️	35.3 kg
📏	2.34–8.94 m
	11,449.00 NZD

## Load 60 vario

🔋	Bosch Cargo Line Cruise (Gen4)
🔋	Bosch PowerPack 500
📺	Bosch Intuvia
🚲	Suntour XCM32
🔊	X-Fusion Glyde
⚙️	Enviolo 380 R&M Custom
⚖️	Gates drive belt CDX
💡	Tektro Auriga
🌀	Schwalbe Big Ben Plus 55-406
	Schwalbe Big Ben Plus 55-559
⚖️	Supernova M99 Mini Pro-25
⚖️	36.8 kg
📏	2.33–8.85 m
	11,899.00 NZD

## Load 60 rohloff

🔋	Bosch Cargo Line Cruise (Gen4)
🔋	Bosch PowerPack 500
📺	Bosch Intuvia
🚲	Suntour XCM32
🔊	X-Fusion Glyde
⚙️	Rohloff Speedhub E14, 14-speed
⚖️	Gates drive belt CDX
💡	Tektro Auriga
🌀	Schwalbe Big Ben Plus 55-406
	Schwalbe Big Ben Plus 55-559
⚖️	Supernova M99 Mini Pro-25
⚖️	35.8 kg
📏	1.65–8.79 m
	13,779.00 NZD

## Options

📱	SmartphoneHub	157.00 NZD
Not for rohloff models		
🔋	DualBattery 1000	1,410.00 NZD
Additional Bosch PowerPack 500		

## Load 60 touring HS\*

🔋	Bosch Cargo Line Speed (Gen4)
🔋	Bosch PowerPack 500
📺	Bosch Intuvia
🚲	Suntour XCM32
🔊	X-Fusion Glyde
⚙️	Shimano Deore XT, 11-speed
💡	Tektro Auriga
🌀	Schwalbe Big Ben Plus 55-406
	Schwalbe Big Ben Plus 55-559
⚖️	Supernova M99 Mini Pro-45
⚖️	36.4 kg
📏	2.46–9.41 m
	12,379.00 NZD

## Load 60 vario HS\*

🔋	Bosch Cargo Line Speed (Gen4)
🔋	Bosch PowerPack 500
📺	Bosch Intuvia
🚲	Suntour XCM32
🔊	X-Fusion Glyde
⚙️	Enviolo 380 R&M Custom
⚖️	Gates drive belt CDX
💡	Tektro Auriga
🌀	Schwalbe Big Ben Plus 55-406
	Schwalbe Big Ben Plus 55-559
⚖️	Supernova M99 Mini Pro-45
⚖️	37.9 kg
📏	2.59–9.83 m
	12,839.00 NZD

## Load 60 rohloff HS\*

🔋	Bosch Cargo Line Speed (Gen4)
🔋	Bosch PowerPack 500
📺	Bosch Intuvia
🚲	Suntour XCM32
🔊	X-Fusion Glyde
⚙️	Rohloff Speedhub E14, 14-speed
⚖️	Gates drive belt CDX
💡	Tektro Auriga
🌀	Schwalbe Big Ben Plus 55-406
	Schwalbe Big Ben Plus 55-559
⚖️	Supernova M99 Mini Pro-45
⚖️	36.9 kg
📏	1.65–8.79 m
	14,719.00 NZD

⚙️	GX option	79.00 NZD
Fat Tire All-Terrain, flat pedals		
🚲	Carrier	204.00 NZD
Optional for all models, standard equipment with all HS models		

Low side walls, interior	126.00 NZD
Made of weather-resistant plastic, fitted inside	

Low side walls, interior, with child cover	517.00 NZD
Made of weather-resistant plastic, fitted inside, child cover offers protection from rain or insects, fitted quickly	

High side walls with tarpaulin	392.00 NZD
Made of weather-resistant plastic, fitted inside, tarpaulin offers protection from rain	

High side walls with lockable hard cover	470.00 NZD
Made of weather-resistant plastic, fitted inside, lockable hard cover protects luggage	

High side walls with child cover	627.00 NZD
Made of weather-resistant plastic, fitted inside, child cover offers protection from rain or insects, fitted quickly	

Low sidewalls, outside	141.00 NZD
Wooden, fitted outside, for commercial labelling, cannot be factory configured	

Two child seats with footwell, luggage compartment, splash guard	392.00 NZD
Used in combination with side walls, belts for two children	

Glove compartment/footwell, luggage compartment, splash guard (without child seats)	79.00 NZD
Used in combination with side walls	

Additional chain lock 130 cm, including chain bag	79.00 NZD
Complements the standard frame lock	

Please refer to the online configurator for precise combinations of the equipment options.

## Technical approvals

Gross vehicle weight capacity: 200 kg <sup>1</sup>  
 Carrier: 20 kg  
 Handlebar bag, basket: –  
 Trailer approved singletrack: –  
 Trailer approved dualtrack: yes <sup>2</sup>  
 Bike-Trailer: –  
 Children seat approved: yes <sup>5</sup>



# Load 75

The Load 75 literally offers limitless transport options with its huge load surface. With its low centre of gravity and Control Technology, it delivers outstanding riding dynamics on the road.

## Specifications

- ✂ universal
- △ coal grey matt
- △ white



Load 75 vario / coal grey matt  
Optional equipment: SmartphoneHub



Load 75 vario HS / white  
Optional equipment: high side walls with tarpaulin

## Load 75 touring

🔋	Bosch Cargo Line Cruise (Gen4)
🔋	Bosch PowerPack 500
📱	Bosch Intuvia
🚲	Suntour XCM32
🚲	X-Fusion Glyde
🚲	Shimano Deore XT, 11-speed
🚲	Tektro Auriga
🚲	Schwalbe Big Ben Plus 55-406
🚲	Schwalbe Big Ben Plus 55-559
🚲	Supernova M99 Mini Pro-25
🚲	36.8 kg
🚲	2.16–9.03 m
🚲	11,749.00 NZD

## Load 75 vario

🔋	Bosch Cargo Line Cruise (Gen4)
🔋	Bosch PowerPack 500
📱	Bosch Intuvia
🚲	Suntour XCM32
🚲	X-Fusion Glyde
🚲	Enviolo 380 R&M Custom
🚲	Gates drive belt CDX
🚲	Tektro Auriga
🚲	Schwalbe Big Ben Plus 55-406
🚲	Schwalbe Big Ben Plus 55-559
🚲	Supernova M99 Mini Pro-25
🚲	38.3 kg
🚲	2.59–9.83 m
🚲	12,229.00 NZD

## Load 75 rohloff

🔋	Bosch Cargo Line Cruise (Gen4)
🔋	Bosch PowerPack 500
📱	Bosch Intuvia
🚲	Suntour XCM32
🚲	X-Fusion Glyde
🚲	Rohloff Speedhub E14, 14-speed
🚲	Gates drive belt CDX
🚲	Tektro Auriga
🚲	Schwalbe Big Ben Plus 55-406
🚲	Schwalbe Big Ben Plus 55-559
🚲	Supernova M99 Mini Pro-25
🚲	37.3 kg
🚲	1.65–8.79 m
🚲	14,109.00 NZD

## Options

📱	SmartphoneHub	157.00 NZD
	Not for rohloff models	
🔋	DualBattery 1000	1,410.00 NZD
	Additional Bosch PowerPack 500	

## Load 75 touring HS\*

🔋	Bosch Cargo Line Speed (Gen4)
🔋	Bosch PowerPack 500
📱	Bosch Intuvia
🚲	Suntour XCM32
🚲	X-Fusion Glyde
🚲	Shimano Deore XT, 11-speed
🚲	Tektro Auriga
🚲	Schwalbe Big Ben Plus 55-406
🚲	Schwalbe Big Ben Plus 55-559
🚲	Supernova M99 Mini Pro-45
🚲	37.9 kg
🚲	2.16–9.03 m
🚲	12,689.00 NZD

## Load 75 vario HS\*

🔋	Bosch Cargo Line Speed (Gen4)
🔋	Bosch PowerPack 500
📱	Bosch Intuvia
🚲	Suntour XCM32
🚲	X-Fusion Glyde
🚲	Enviolo 380 R&M Custom
🚲	Gates drive belt CDX
🚲	Tektro Auriga
🚲	Schwalbe Big Ben Plus 55-406
🚲	Schwalbe Big Ben Plus 55-559
🚲	Supernova M99 Mini Pro-45
🚲	39.4 kg
🚲	2.59–9.83 m
🚲	13,169.00 NZD

## Load 75 rohloff HS\*

🔋	Bosch Cargo Line Speed (Gen4)
🔋	Bosch PowerPack 500
📱	Bosch Intuvia
🚲	Suntour XCM32
🚲	X-Fusion Glyde
🚲	Rohloff Speedhub E14, 14-speed
🚲	Gates drive belt CDX
🚲	Tektro Auriga
🚲	Schwalbe Big Ben Plus 55-406
🚲	Schwalbe Big Ben Plus 55-559
🚲	Supernova M99 Mini Pro-45
🚲	38.4 kg
🚲	1.65–8.79 m
🚲	15,049.00 NZD

🔋	GX option	79.00 NZD
	Fat Tire All-Terrain, flat pedals	
🚲	Carrier	204.00 NZD
	Optional for all models, standard equipment with all HS models	

Low side walls, interior	126.00 NZD
Made of weather-resistant plastic, fitted inside	

Low side walls, interior, with child cover	940.00 NZD
Made of weather-resistant plastic, fitted inside, child cover offers protection from rain or insects, fitted quickly	

High side walls with tarpaulin	392.00 NZD
Made of weather-resistant plastic, fitted inside, tarpaulin offers protection from rain	

High side walls with lockable hard cover	470.00 NZD
Made of weather-resistant plastic, fitted inside, lockable hard cover protects luggage	

Two child seats	314.00 NZD
Used in combination with side walls, belts for two children	

Three child seats with footwell	862.00 NZD
Used in combination with side walls, two rear child seats, belts for 3rd child, footwell for children, not in combination with tarpaulin and lockable hard cover	

Three child seats with footwell, luggage shelf	1,018.00 NZD
Used in combination with side walls, two rear child seats, belts for 3rd child, footwell for children, space to store bags or drinks crates, not in combination with tarpaulin and lockable hard cover	

Additional chain lock	
130 cm, including chain bag	79.00 NZD
Complements the standard frame lock	

Please refer to the online configurator for precise combinations of the equipment options.

## Technical approvals

Gross vehicle weight capacity: 200 kg <sup>1</sup>  
 Carrier: 20 kg  
 Handlebar bag, basket: –  
 Trailer approved singletrack: –  
 Trailer approved dualtrack: yes <sup>2</sup>  
 Bike-Trailer: –  
 Children seat approved: yes <sup>5</sup>



r-m.de/load-75

# Packster 40

Despite its large cargo area, the Packster 40 is only slightly longer than a conventional bike. And that has a threefold impact: It is easily stored, weighs less than 30 kg and is surprisingly agile.



Packster 40 vario / racing red

Optional equipment: Comfort kit, Carry System with child cover, single child seat, carrier, additional chain lock



Packster 40 touring / light grey

Optional equipment: Box



## Specifications

- ✂ universal
- △ racing red
- △ light grey

### Packster 40 touring

- ⚙ Bosch Performance Line CX (Gen2)
- 🔋 Bosch PowerPack 500
- 🔋 Bosch Purion
- ⚙ Suntour XCM32
- ⚙ Shimano Deore, 10-speed
- ⚙ Tektro Auriga
- ⊙ Schwalbe Big Ben Plus 55-406
- ⊙ Schwalbe Big Ben Plus 55-559
- ⊙ Supernova E3
- ⚖ 29.9 kg
- ➔ 2.34–8.94 m
- 8,929.00 NZD

### Packster 40 vario

- ⚙ Bosch Performance Line CX (Gen2)
- 🔋 Bosch PowerPack 500
- 🔋 Bosch Purion
- ⚙ Suntour XCM32
- ⚙ Enviolo 380 R&M Custom
- ⊖ Gates drive belt CDX
- ⚙ Tektro Auriga
- ⊙ Schwalbe Big Ben Plus 55-406
- ⊙ Schwalbe Big Ben Plus 55-559
- ⊙ Supernova E3
- ⚖ 31.9 kg
- ➔ 2.40–9.13 m
- 9,869.00 NZD

### Packster 40 touring HS\*

- ⚙ Bosch Performance Line Speed (Gen2)
- 🔋 Bosch PowerPack 500
- 🔋 Bosch Purion
- ⚙ Suntour XCM32
- ⚙ Shimano Deore, 10-speed
- ⚙ Tektro Auriga
- ⊙ Schwalbe Big Ben Plus 55-406
- ⊙ Schwalbe Big Ben Plus 55-559
- ⊙ Busch & Müller Lumotec IQ-X E (HS)
- ⚖ 31.0 kg
- ➔ 2.46–9.41 m
- 9,869.00 NZD

### Packster 40 vario HS\*

- ⚙ Bosch Performance Line Speed (Gen2)
- 🔋 Bosch PowerPack 500
- 🔋 Bosch Purion
- ⚙ Suntour XCM32
- ⚙ Enviolo 380 R&M Custom
- ⊖ Gates drive belt CDX
- ⚙ Tektro Auriga
- ⊙ Schwalbe Big Ben Plus 55-406
- ⊙ Schwalbe Big Ben Plus 55-559
- ⊙ Busch & Müller Lumotec IQ-X E (HS)
- ⚖ 33.0 kg
- ➔ 2.40–9.13 m
- 10,809.00 NZD

## Technical approvals

Gross vehicle weight capacity: 160 kg <sup>1</sup>  
 Carrier: 20 kg  
 Handlebar bag, basket: –  
 Trailer approved singletrack: –  
 Trailer approved dualtrack: yes <sup>2</sup>  
 Bike-Trailer: –  
 Children seat approved: yes <sup>5</sup>

## Options

- 📱 SmartphoneHub 157.00 NZD
- 🔋 DualBattery 1000 1,410.00 NZD  
Additional Bosch PowerPack 500,  
in combination with Box or Carry System
- 🧺 Carrier 204.00 NZD  
Optional for all models,  
standard equipment with all HS models
- Comfort kit 0.00 NZD  
Includes comfort handlebar, higher stem and wide  
saddle, not for HS models, can be selected at no extra  
cost
- Box 235.00 NZD  
Wooden box, folding or removable side walls
- Box with tarpaulin 376.00 NZD  
Wooden box, folding or removable side walls,  
tarpaulin offers protection from rain
- Carry System 314.00 NZD  
Frame with padded Cordura side walls
- Carry System with tarpaulin 455.00 NZD  
Frame with padded Cordura side walls,  
tarpaulin offers protection from rain
- Carry System with child cover 627.00 NZD  
Frame with padded Cordura side walls, child cover  
offers protection from rain or insects, fitted quickly
- Glove compartment, lockable 141.00 NZD  
For use with Box or Carry System,  
cannot be combined with child seat
- Single child seat 235.00 NZD  
For use with Carry System, belts for one child
- Additional chain lock 130 cm,  
including chain bag 79.00 NZD  
Complements the standard frame lock

Please refer to the online configurator for precise  
combinations of the equipment options.



r-m.de/packster-40

# Packster 60

The Packster 60 is right in the middle of the E-Cargo bike family.

## Specifications Packster 60

- Δ universal
- ◊ urban grey metallic
- ◊ light grey

# Packster 80

The Packster can lend a hand and neatly take everything away.

Because with a cargo length of 80 cm you can transport almost anything.

## Specifications Packster 80

- Δ universal
- ◊ light grey



Packster 60 vario / urban grey metallic  
Optional equipment: Box with child cover, two rear child seats



Packster 80 touring HS / light grey  
Optional equipment: Box

## Packster 60 touring

🔋	Bosch Performance Line CX (Gen2)
🔋	Bosch PowerPack 500
🔋	Bosch Purion
🚲	Suntour XCM32
🚲	Shimano Deore, 10-speed
🔌	Tektro Auriga
🔍	Schwalbe Big Ben Plus 55-406
	Schwalbe Super Moto-X 62-584
⚖️	Supernova E3
⚖️	34.9 kg
📏	2.22–8.46 m
	9,419.00 NZD

## Packster 60 touring HS\*

🔋	Bosch Performance Line Speed (Gen2)
🔋	Bosch PowerPack 500
🔋	Bosch Purion
🚲	Suntour XCM32
🚲	Shimano Deore, 10-speed
🔌	Tektro Auriga
🔍	Schwalbe Big Ben Plus 55-406
	Schwalbe Super Moto-X 62-584
⚖️	Busch & Müller Lumotec IQ-X E (HS)
⚖️	36.0 kg
📏	2.35–8.96 m
	10,349.00 NZD

## Packster 60 vario

🔋	Bosch Performance Line CX (Gen2)
🔋	Bosch PowerPack 500
🔋	Bosch Purion
🚲	Suntour XCM32
🚲	Enviolo 380 R&M Custom
🔌	Gates drive belt CDX
🔌	Tektro Auriga
🔍	Schwalbe Big Ben Plus 55-406
	Schwalbe Super Moto-X 62-584
⚖️	Supernova E3
⚖️	37.1 kg
📏	2.15–8.17 m
	10,179.00 NZD

## Packster 60 vario HS\*

🔋	Bosch Performance Line Speed (Gen2)
🔋	Bosch PowerPack 500
🔋	Bosch Purion
🚲	Suntour XCM32
🚲	Enviolo 380 R&M Custom
🔌	Gates drive belt CDX
🔌	Tektro Auriga
🔍	Schwalbe Big Ben Plus 55-406
	Schwalbe Super Moto-X 62-584
⚖️	Busch & Müller Lumotec IQ-X E (HS)
⚖️	38.2 kg
📏	2.51–9.54 m
	11,119.00 NZD



r-m.de/packster-60

## Packster 80 touring

🔋	Bosch Performance Line CX (Gen2)
🔋	Bosch PowerPack 500
🔋	Bosch Purion
🚲	Suntour XCM32
🚲	Shimano Deore, 10-speed
🔌	Tektro Auriga
🔍	Schwalbe Big Ben Plus 55-406
	Schwalbe Super Moto-X 62-584
⚖️	Supernova E3
⚖️	36.5 kg
📏	2.22–8.46 m
	9,569.00 NZD

## Packster 80 touring HS\*

🔋	Bosch Performance Line Speed (Gen2)
🔋	Bosch PowerPack 500
🔋	Bosch Purion
🚲	Suntour XCM32
🚲	Shimano Deore, 10-speed
🔌	Tektro Auriga
🔍	Schwalbe Big Ben Plus 55-406
	Schwalbe Super Moto-X 62-584
⚖️	Busch & Müller Lumotec IQ-X E (HS)
⚖️	37.6 kg
📏	2.35–8.96 m
	10,509.00 NZD

## Packster 80 vario

🔋	Bosch Performance Line CX (Gen2)
🔋	Bosch PowerPack 500
🔋	Bosch Purion
🚲	Suntour XCM32
🚲	Enviolo 380 R&M Custom
🔌	Gates drive belt CDX
🔌	Tektro Auriga
🔍	Schwalbe Big Ben Plus 55-406
	Schwalbe Super Moto-X 62-584
⚖️	Supernova E3
⚖️	38.7 kg
📏	2.15–8.17 m
	10,349.00 NZD

## Packster 80 vario HS\*

🔋	Bosch Performance Line Speed (Gen2)
🔋	Bosch PowerPack 500
🔋	Bosch Purion
🚲	Suntour XCM32
🚲	Enviolo 380 R&M Custom
🔌	Gates drive belt CDX
🔌	Tektro Auriga
🔍	Schwalbe Big Ben Plus 55-406
	Schwalbe Super Moto-X 62-584
⚖️	Busch & Müller Lumotec IQ-X E (HS)
⚖️	39.8 kg
📏	2.51–9.54 m
	11,289.00 NZD



r-m.de/packster-80

## Options

📱	SmartphoneHub	157.00 NZD
🔋	DualBattery 1000	1,410.00 NZD
	Additional Bosch PowerPack 500, in combination with Box	
🚚	Carrier	204.00 NZD
	Optional for all models, standard equipment with all HS models	
	Comfort kit	0.00 NZD
	Includes comfort handlebar and wide saddle, not for HS models, can be selected at no extra cost	
	Boards	157.00 NZD
	Narrow plastic boards for front, bottom and rear	
	Box	392.00 NZD
	Made of weather-resistant plastic	
	Box with tarpaulin	549.00 NZD
	Made of weather-resistant plastic, tarpaulin offers protection from rain	
	Box with child cover	940.00 NZD
	Made of weather-resistant plastic, child cover offers protection from rain or insects, fitted quickly	
	Two rear child seats	314.00 NZD
	For use with Box, belts for two children	
	Additional chain lock 130 cm, including chain bag	79.00 NZD
	Complements the standard frame lock	

Please refer to the online configurator for precise combinations of the equipment options.

## Technical approvals

Gross vehicle weight capacity: 200 kg <sup>1</sup>

Carrier: 20 kg

Handlebar bag, basket: –

Trailer approved singletrack: –

Trailer approved dualtrack: yes <sup>2</sup>

Bike-Trailer: –

Children seat approved: yes <sup>5</sup>











## Philosophy

Our products are used outdoors. We want to care for, conserve and protect nature and our environment. We gladly take responsibility for taking this approach which will enable us to make our E-Bikes even better.



# Our four levels of responsibility



## **Ecological level**

Sustainable energy production, avoidance of CO<sub>2</sub> emissions and sensible resource and waste management system for healthy interaction with our environment.



## **Economic level**

Efficient use of high-quality materials, no unnecessary waste and use of natural alternatives for an environmentally friendly production process and sustainable economic efficiency.



## **Social level**

Social commitment and promoting community as the basis for working together over the long term. Meaningful activities and new work models that put people first.



## **Cultural level**

Creativity and ideas form an effective corporate and product culture in harmony with nature.

## Insights


450 employees

38 nations




80 % of required energy

is produced in house



100 % of the products

sold in our coffee shop  
are organic or come from  
local suppliers





Photovoltaic system on the roof of our headquarters in Mühlthal.

## The change starts in Mühlthal

We are aware that we are responsible not just for our products, but primarily for nature, the climate, people and society. To rise to this challenge, our company culture is based on sustainable thinking and action. What's more, we want to stand up for environmental protection while also actively contributing to responsible utilisation of our resources.

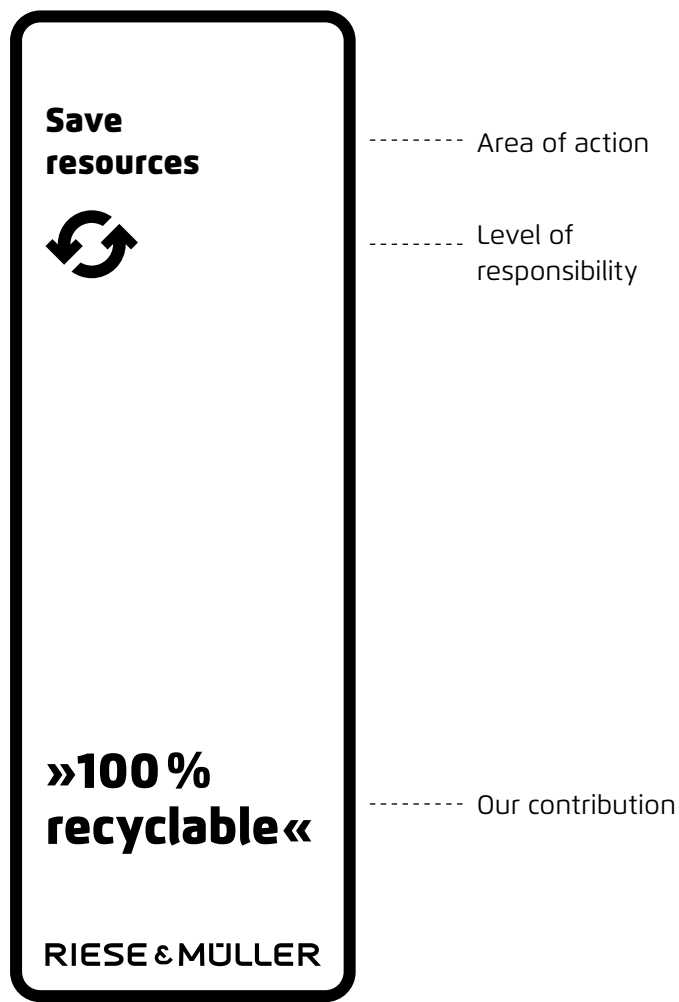
This credo is already anchored at many points in the company as well as in many projects and activities. The relocation of the new company headquarters in Mühlthal in the beginning of 2019 marked an important step in the changes taking place.

The building provides the ideal conditions for achieving our goals and makes the spirit of the brand tangible to anyone entering it. It reflects our innovative spirit and provides our employees with good working conditions.

The minimalist style of the rooms allows space for ideas to freely take shape in the middle of nature. We have a working environment that enables us to a different way of thinking and acting. We therefore have the best setting in which creativity and environmental protection can be at the core of all our actions.

## Label

We are making a voluntary commitment, embodied by a special label. Based on our four levels of responsibility the label shows our projects and actions, reveals inter-connections and gives guidance.



Example of our label used at the ReCup coffee stations in our headquarters with which we save up to 50.000 disposable cups per year. (ReCup is a reusable cup deposit system.)

## Mission

We ask ourselves how we can rethink the conventional. The task is to now find new solutions for the increasing requirements. We must rethink the habitual and encourage others to join us in taking new paths together.

We are on the move.





## **Published by**

Riese & Müller GmbH  
Am Alten Graben 2  
64367 Mühlthal  
Germany  
+49 6151 36686-0

## **Photography / Production**

Michael Müller  
Maik Scharfscheer  
Sebastian Linder  
Sabrina Aigner  
Alexandra Batke  
Huidi Lauhoff

## **Riese & Müller**

Timo Arlt  
Sylwester Babicz  
Corinna Mühlisieg  
Volker Weinmann

## **Bike photography**

Kay Tkatzik

## **Print**

Lokay Umweltdruckerei

## **Statutory liability and warranty**

**Limited warranty:** The limited warranty period for your E-Bike is two years starting from the date you collect your E-Bike from your dealer. Although we adhere to the freedom from defects of all components for two years, some components are subject to wear due to their function and must be replaced when their wear limit is reached. Essentially this includes all components of the drivetrain (chain, sprockets, chainwheel, belt), the gear cables, the brake pads, discs and rims, the tires and the rubber grips. These wearing parts are not covered by the limited warranty for defects. Furthermore, the battery (battery cells) of your E-Bike is also subject to wear; in this case special operating and maintenance instructions must be observed.

**Warranty:** Notwithstanding the regular warranty for defects, we grant you a five-year warranty for frame failure for all E-Bike models according to our warranty conditions. Furthermore, we grant you a voluntary warranty on the battery of two years: we guarantee that the battery will still have a capacity of 60 % after two years or 500 charge cycles (whichever occurs first). All warranty promises relate to private customers at initial purchase in accordance with our guarantee conditions.

This brochure is made of 100 % recycled paper which has been certified with the Blue Angel (Blauer Engel) ecolabel. It is particularly low in harmful substances and conserves natural resources. In printing this brochure, environmentally friendly inks were used and any ensuing CO<sub>2</sub> emissions compensated for via environmental protection projects.



WK9

[www.blauer-engel.de/uz195](http://www.blauer-engel.de/uz195)

# Legend

- ⚡ Frame size
- ◊ Colour
- ⚙ Motor
- 🔋 Battery
- 🔋 DualBattery
- 📺 Display
- 🍵 Suspension fork
- 🛞 Rear shock
- ⬆ Gear shift
- 🌀 Belt drive
- 🛑 Brakes
- 🌀 Tyres
- 💡 Front light
- ⚖ Weight
- ⚙ Gear ratio
- 🔍 GX option
- 🍵 Suspension
- 🛑 Seat post
- 🛑 Cargo platform
- 🛑 Carrier
- 🛑 Front carrier
- 🛑 Frame bag
- 🛑 Pannier rack
- 🔒 Lock
- ⚡ Heavy-Duty-Package
- \* HS (Hightspeed) models support up to 45 km/h.

## Technical approvals (footer)

- 1 Maximum rider weight: 115 kg, maximum load on the loading area: 100 kg, Packster 40: 60 kg.
- 2 For HS models it is allowed to transport children in children seats. Trailers are allowed if they are equipped with the right hitch that is approved for HS models.
- 3 First figure: HS models
- 4 Heavy-Duty-Package: Maximum cyclist weight: 125 kg, gross vehicle weight capacity: 160 kg
- 5 Maximum weight of 15 kg for child seats for carrier mounting. Multicharger/Supercharger2: Maximum weight of 25 kg for child seats for carrier mounting. Not allowed are sharp-edged metal clamps and deformation due to excessive clamping forces.

**← Glossary of terms**

Article number: 200590A

[www.r-m.de](http://www.r-m.de)  
[www.facebook.com/rieseundmueller](https://www.facebook.com/rieseundmueller)  
[www.instagram.com/riesemuller](https://www.instagram.com/riesemuller)

**RIESE & MÜLLER**